

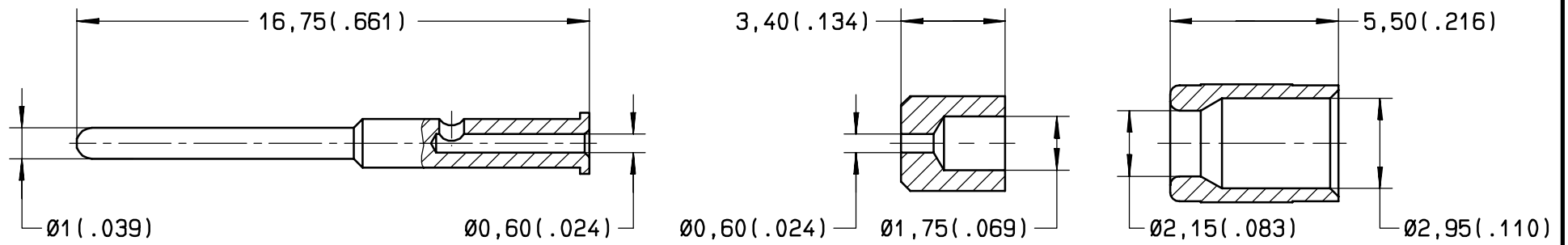
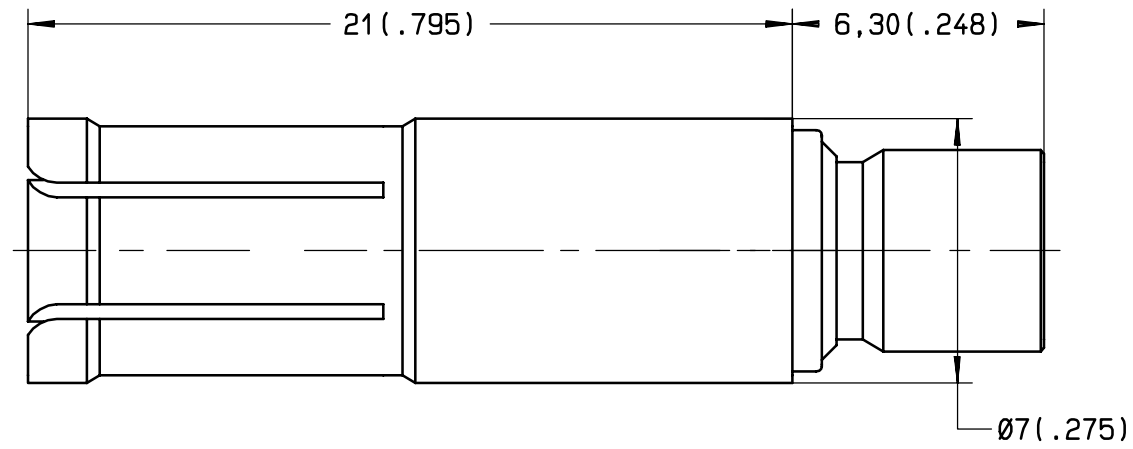


Series  
MPX

SIZE 5 SOCKET COAX FOR RG179 AND RG187 CABLES  
NON ENVIRONMENTAL  
/

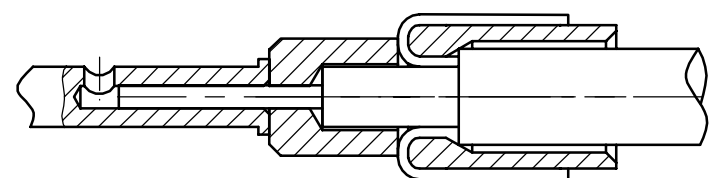
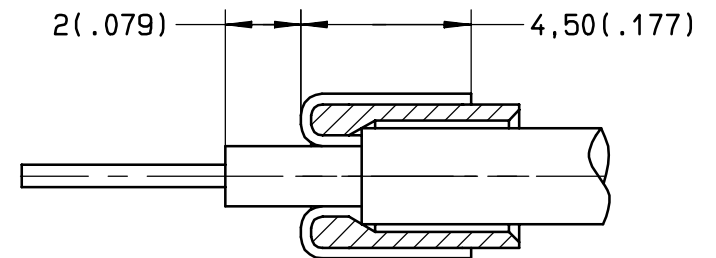
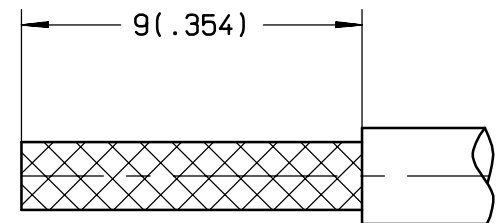
Issue:  
18 AUGUST 00

Page  
1 / 1



WIRING INSTRUCTIONS

- STRIP THE CABLE AS SHOWN
- SLIDE FERRULE OVER BRAID UNTIL IT BUTTS AGAINST SHEATH. COMB AND FOLD BRAID OVER FERRULE. CUT TO DIMENSION. THEN STRIP DIELECTRIC TO DIMENSION SHOWN.
- SLIDE INSULATOR OVER THE CENTER CONDUCTOR.
- INSERT CENTER CONDUCTOR INTO CENTER CONTACT SUB-ASSEMBLY. CRIMP CENTER CONTACT.  
USE: TOOL M22520/2-01 (RADIALL 282 281)  
SELECTOR N°7  
POSITIONNER DANIELS K345 (RADIALL 282 550)
- PUSH CABLE ASSEMBLY INTO BODY CONTACT. CRIMP USING: M22520/5-01 (RADIALL 282 293)  
DIE: M22520/5-05 (RADIALL 282 246) HEX.B



This information is given as an indication. In the continual goal to improve our products, we reserve the right to make any modifications judged necessary.

4112-9610

CREATION	.	.	.	.
PEN: /	.	.	.	.
NOM: /	.	.	.	.
DATE: 08 JULY 90	.	.	.	.
APPR.: .	18 AUG.00	REDRAWN IN VISIONAEL	HASCOET	.
	Issue	Revisions	Name	Approved

**RADIALL**<sup>®</sup>

101, rue Philibert Hoffmann Z.I. Ouest  
93116 ROSNY/BOIS Cedex (France)  
Tl.: 01 49 35 35 35  
Fax.: 01 48 54 63 63  
Tlax: RADIA 235220